

# Product datasheet

Specifications



Harmony K1. K2. Cam voltmeter switch. 3 phases. with off position. 45° switching angle. 12 A. for Ø 22 mm

K1D024MCH

**Price: 793.10 ZAR**

## Main

Range Of Product	Harmony K
Product Or Component Type	Complete cam switch
Component Name	K1
[Ith] Conventional Free Air Thermal Current	12 A
Mounting Location	Front
Fixing Mode	Ø 22 mm hole
Cam Switch Head Type	With front plate 45 x 45 mm
Type Of Operator	Black handle, length = 35 mm
Rotary Handle Padlocking	Without
Presentation Of Legend	With metallic legend, 0 - L1L2 - L2L3 - L3L1 black marking
Cam Switch Function	Voltmeter switch
Return	Without
Type Of Measurement	Between 3 phases
Off Position	With Off position
Switching Positions	Right: 0° - 45° - 90° - 135°
Ip Degree Of Protection	IP65 conforming to IEC 60529

## Complementary

Switching Angle	45 °
[Uij] Rated Insulation Voltage	690 V (pollution degree 3) conforming to IEC 60947-1
[Ithe] Conventional Enclosed Thermal Current	10 A
Rated Operational Power In W	10500 W AC-21, 500...660 V 3 phases conforming to IEC 947-3 1100 W AC-3, 230 V 3 phases conforming to IEC 947-3 1500 W AC-23A, 230 V 3 phases conforming to IEC 947-3 1500 W AC-3, 400 V 1 phase conforming to IEC 947-3 1500 W AC-3, 400 V 3 phases conforming to IEC 947-3 1500 W AC-3, 500 V 3 phases conforming to IEC 947-3 1500 W AC-3, 690 V 3 phases conforming to IEC 947-3 2200 W AC-23A, 400 V 3 phases conforming to IEC 947-3 2200 W AC-23A, 500 V 3 phases conforming to IEC 947-3 2200 W AC-23A, 690 V 3 phases conforming to IEC 947-3 4800 W AC-21, 230 V 3 phases conforming to IEC 947-3 600 W AC-3, 230 V 1 phase conforming to IEC 947-3 8300 W AC-21, 400 V 3 phases conforming to IEC 947-3

Excluding VAT and subject to change. Please check with your local distributor through "Where to buy"

<b>[Ie] Rated Operational Current Ac</b>	1.8 A at 690 V AC-3 3 phases conforming to IEC 947-3 2.8 A at 500 V AC-3 3 phases conforming to IEC 947-3 2.8 A at 690 V AC-23A 3 phases conforming to IEC 947-3 3.3 A at 400 V AC-3 3 phases conforming to IEC 947-3 3.8 A at 500 V AC-23A 3 phases conforming to IEC 947-3 4.6 A at 230 V AC-3 3 phases conforming to IEC 947-3 4.8 A at 400 V AC-23A 3 phases conforming to IEC 947-3 5.6 A at 230 V AC-23A 3 phases conforming to IEC 947-3 1 A at 500 V AC-15 conforming to IEC 947-5-1 2 A at 400 V AC-15 conforming to IEC 947-5-1 3 A at 230 V AC-15 conforming to IEC 947-5-1
<b>Electrical Durability</b>	1000000 cycles AC-15 1000000 cycles AC-21 500000 cycles AC-23 500000 cycles AC-3
<b>Maximum Operating Rate</b>	2.5 cyc/mn AC-21 2.5 cyc/mn AC-23 2.5 cyc/mn AC-3 8.333 cyc/mn AC-15
<b>Short-Circuit Current</b>	10000 A
<b>Short-Circuit Protection</b>	16 A cartridge fuse, type gG
<b>[Uimp] Rated Impulse Withstand Voltage</b>	4 kV in isolating function 6 kV conforming to IEC 947-1
<b>Contact Operation</b>	Slow-break
<b>Positive Opening</b>	With
<b>Electrical Connection</b>	Captive screw clamp terminals flexible, clamping capacity: 2 x 1.5 mm <sup>2</sup> Captive screw clamp terminals solid, clamping capacity: 1 x 2.5 mm <sup>2</sup>
<b>Mechanical Durability</b>	1000000 cycles
<b>Cad Overall Width</b>	45 mm
<b>Cad Overall Height</b>	50 mm
<b>Cad Overall Depth</b>	59 mm
<b>Net Weight</b>	0.16 kg

## Environment

<b>Standards</b>	IEC 60947-3 for power circuit IEC 60947-5-1 for control circuit CENELEC EN 50013
<b>Product Certifications</b>	CSA 240 V 1 hp 1 phase CSA 240 V 3 hp 3 phases 2 -pole(s) UL 240 V 1 hp 3 phases UL 240 V 0.33 hp 1 phase 2 -pole(s)
<b>Protective Treatment</b>	TC
<b>Ambient Air Temperature For Operation</b>	-25...55 °C
<b>Ambient Air Temperature For Storage</b>	-40...70 °C
<b>Shock Resistance</b>	30 gn conforming to IEC 68-2-27
<b>Vibration Resistance</b>	5 gn conforming to IEC 68-2-6 (f = 10...150 Hz)
<b>Overvoltage Category</b>	Class II conforming to IEC 536 Class II conforming to NF C 20-030

## Packing Units

<b>Unit Type Of Package 1</b>	PCE
<b>Number Of Units In Package 1</b>	1
<b>Package 1 Height</b>	6.5 cm

Package 1 Width	6.5 cm
Package 1 Length	11 cm
Package 1 Weight	171 g
Unit Type Of Package 2	S01
Number Of Units In Package 2	10
Package 2 Height	15 cm
Package 2 Width	15 cm
Package 2 Length	40 cm
Package 2 Weight	1.888 kg

## Contractual warranty

Warranty	18 months
----------	-----------

## Sustainability

**Green Premium™ label** is Schneider Electric's commitment to delivering products with best-in-class environmental performance. Green Premium promises compliance with the latest regulations, transparency on environmental impacts, as well as circular and low-CO<sub>2</sub> products.

**Guide to assessing product sustainability** is a white paper that clarifies global eco-label standards and how to interpret environmental declarations.

[Learn more about Green Premium >](#)

[Guide to assess a product's sustainability >](#)



Transparency RoHS/REACH

## Well-being performance

✓ Reach Free Of Svhc

✓ Toxic Heavy Metal Free

✓ Mercury Free

✓ Rohs Exemption Information Yes

## Certifications & Standards

**Reach Regulation**

[REACH Declaration](#)

**Eu Rohs Directive**

Pro-active compliance (Product out of EU RoHS legal scope)

[EU RoHS Declaration](#)

**China Rohs Regulation**

[China RoHS declaration](#)

**Environmental Disclosure**

[Product Environmental Profile](#)

**Weee**

The product must be disposed on European Union markets following specific waste collection and never end up in rubbish bins

**Circularity Profile**

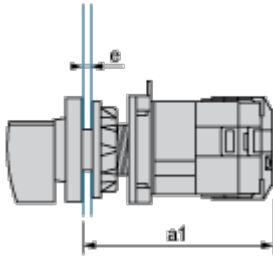
No need of specific recycling operations

## Dimensions Drawings

### Operating Head and Body with Plastic Base

---

#### Front Mounting by $\varnothing$ 22 mm/0.87 in. Hole



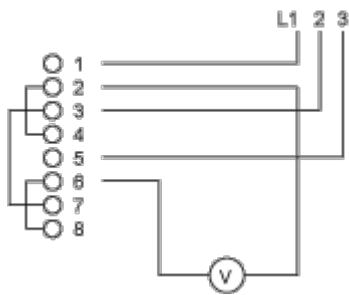
a1 80.5 mm/3.17 in.

e support panel thickness 1 mm to 6 mm./0.039 in. to 0.24 in.

Technical Description

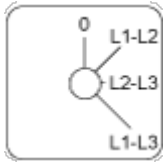
Link Positions (Factory Mounted)

---



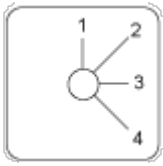
Marking

---



Marking

---



Switching Program

---

D	45	90	135	
	X		X	1
		X		2
		X	X	3
		X	X	4
	X			5
				6
				7
				8

**Convention Used for Switching Program Representation**

---



Contact closed



Contact closed in 2 positions and maintained between the 2 positions



Sealed assembly for auto-maintain control



Overlapping contacts



Spring return position: for a switching angle of 90°, spring return is over 30° after the last position (for a maximum of 3 simultaneous contacts).

Example:

