

Product datasheet

Specifications



TeSys K contactor - 3P - AC-3 <= 440 V 6 A - 1 NO aux. - 24 V DC coil

LP4K0610BW3

Price: 797.28 ZAR

Main

Range	TeSys
Product Or Component Type	Contactor
Device Short Name	LP4K
Contactor Application	Motor control

Complementary

Utilisation Category	AC-3 AC-3e AC-4
Poles Description	3P
Power Pole Contact Composition	3 NO
[Ue] Rated Operational Voltage	Power circuit: <= 690 V AC <= 400 Hz Signalling circuit: <= 690 V AC <= 400 Hz
[Ie] Rated Operational Current	6 A (at <60 °C) at <= 440 V AC AC-3 for power circuit 6 A (at <60 °C) at <= 440 V AC AC-3e for power circuit
Control Circuit Type	DC wide range
[Uc] Control Circuit Voltage	24 V DC
Motor Power Kw	1.5 kW at 220...230 V AC 50/60 Hz AC-3 2.2 kW at 380...415 V AC 50/60 Hz AC-3 3 kW at 440/690 V AC 50/60 Hz AC-3 1.5 kW at 220...230 V AC 50/60 Hz AC-3e 2.2 kW at 380...415 V AC 50/60 Hz AC-3e 3 kW at 440/690 V AC 50/60 Hz AC-3e 1.5 kW at 220...230 V AC 50/60 Hz AC-4 2.2 kW at 380...415 V AC 50/60 Hz AC-4 3 kW at 440/690 V AC 50/60 Hz AC-4
Auxiliary Contact Composition	1 NO
[Uimp] Rated Impulse Withstand Voltage	8 kV
Overvoltage Category	III
[Ith] Conventional Free Air Thermal Current	20 A (at 60 °C) for power circuit 10 A (at 50 °C) for signalling circuit
Irms Rated Making Capacity	110 A AC for power circuit conforming to IEC 60947 110 A AC for signalling circuit conforming to IEC 60947
Rated Breaking Capacity	110 A at 220...230 V conforming to IEC 60947 110 A at 380...400 V conforming to IEC 60947 110 A at 415 V conforming to IEC 60947 110 A at 440 V conforming to IEC 60947 80 A at 500 V conforming to IEC 60947 70 A at 660...690 V conforming to IEC 60947

Excluding VAT and subject to change. Please check with your local distributor through "Where to buy"

[Icw] Rated Short-Time Withstand Current	90 A 50 °C - 1 s for power circuit 85 A 50 °C - 5 s for power circuit 80 A 50 °C - 10 s for power circuit 60 A 50 °C - 30 s for power circuit 45 A 50 °C - 1 min for power circuit 40 A 50 °C - 3 min for power circuit 20 A 50 °C - >= 15 min for power circuit 80 A - 1 s for signalling circuit 90 A - 500 ms for signalling circuit 110 A - 100 ms for signalling circuit
Associated Fuse Rating	25 A gG at <= 440 V for power circuit 25 A aM for power circuit 10 A gG for signalling circuit conforming to IEC 60947 10 A gG for signalling circuit conforming to VDE 0660
Average Impedance	3 mOhm - lth 20 A 50 Hz for power circuit
[Ui] Rated Insulation Voltage	Power circuit: 600 V conforming to UL 508 Power circuit: 690 V conforming to IEC 60947-4-1 Signalling circuit: 690 V conforming to IEC 60947-4-1 Signalling circuit: 690 V conforming to IEC 60947-5-1 Signalling circuit: 600 V conforming to UL 508 Power circuit: 600 V conforming to CSA C22.2 No 14 Signalling circuit: 600 V conforming to CSA C22.2 No 14
Insulation Resistance	> 10 MOhm for signalling circuit
Inrush Power In W	1.8 W (at 20 °C)
Hold-In Power Consumption In W	1.8 W at 20 °C
Heat Dissipation	1.8 W
Control Circuit Voltage Limits	Operational: 0.7...1.3 Uc (at <50 °C) Drop-out: >= 0.10 Uc (at <50 °C)
Connections - Terminals	Screw clamp terminals 1 cable(s) 1.5...4 mm ² solid Screw clamp terminals 1 cable(s) 0.75...4 mm ² flexible without cable end Screw clamp terminals 1 cable(s) 0.34...2.5 mm ² flexible with cable end Screw clamp terminals 2 cable(s) 1.5...4 mm ² solid Screw clamp terminals 2 cable(s) 0.75...4 mm ² flexible without cable end Screw clamp terminals 2 cable(s) 0.34...1.5 mm ² flexible with cable end Power circuit: screw clamp terminals 2 cable(s) 1.5 mm ² flexible with cable end
Maximum Operating Rate	3600 cyc/h
Coil Technology	Built-in bidirectional peak limiting diode suppressor
Auxiliary Contacts Type	type instantaneous 1 NO
Minimum Switching Current	5 mA for signalling circuit
Minimum Switching Voltage	17 V for signalling circuit
Mounting Support	Plate Rail
Tightening Torque	0.8...1.3 N.m - on screw clamp terminals Philips No 2 0.8...1.3 N.m - on screw clamp terminals flat Ø 6 mm 0.8...1.3 N.m - on screw clamp terminals pozidriv No 2
Operating Time	10...20 ms coil de-energisation and NO opening 30...40 ms coil energisation and NO closing
Safety Reliability Level	B10d = 1369863 cycles contactor with nominal load conforming to EN/ISO 13849-1 B10d = 20000000 cycles contactor with mechanical load conforming to EN/ISO 13849-1
Mechanical Durability	30 Mcycles
Electrical Durability	1.3 Mcycles 6 A AC-3 at Ue <= 440 V 1.3 Mcycles 6 A AC-3e at Ue <= 440 V 0.05 Mcycles 36 A AC-4 at Ue <= 440 V
Height	58 mm
Width	45 mm
Depth	57 mm

Net Weight	0.235 kg
------------	----------

Environment

Standards	EN/IEC 60947-4-1 EN/IEC 60947-5-1 UL 60947-4-1 UL 60947-5-1 CSA C22.2 No 60947-4-1 CSA C22.2 No 60947-5-1 GB/T 14048.4
-----------	--

Product Certifications	CB Scheme CCC UL CSA EAC CE UKCA
------------------------	--

Ip Degree Of Protection	IP2X
-------------------------	------

Ambient Air Temperature For Operation	-25...50 °C
---------------------------------------	-------------

Ambient Air Temperature For Storage	-50...80 °C
-------------------------------------	-------------

Operating Altitude	2000 m without derating
--------------------	-------------------------

Flame Retardance	V1 conforming to UL 94 Requirement 2 conforming to NF F 16-101 Requirement 2 conforming to NF F 16-102
------------------	--

Packing Units

Unit Type Of Package 1	PCE
------------------------	-----

Number Of Units In Package 1	1
------------------------------	---

Package 1 Height	5.000 cm
------------------	----------

Package 1 Width	6.000 cm
-----------------	----------

Package 1 Length	6.500 cm
------------------	----------

Package 1 Weight	221.000 g
------------------	-----------

Unit Type Of Package 2	S02
------------------------	-----

Number Of Units In Package 2	40
------------------------------	----

Package 2 Height	15.000 cm
------------------	-----------

Package 2 Width	30.000 cm
-----------------	-----------

Package 2 Length	40.000 cm
------------------	-----------

Package 2 Weight	9.182 kg
------------------	----------

Unit Type Of Package 3	P06
------------------------	-----

Number Of Units In Package 3	640
------------------------------	-----

Package 3 Height	75.000 cm
------------------	-----------

Package 3 Width	60.000 cm
-----------------	-----------

Package 3 Length	80.000 cm
------------------	-----------

Package 3 Weight	153.504 kg
------------------	------------

Contractual warranty

Warranty	18 months
----------	-----------

Sustainability

Green Premium™ label is Schneider Electric's commitment to delivering products with best-in-class environmental performance. Green Premium promises compliance with the latest regulations, transparency on environmental impacts, as well as circular and low-CO₂ products.

Guide to assessing product sustainability is a white paper that clarifies global eco-label standards and how to interpret environmental declarations.

[Learn more about Green Premium >](#)

[Guide to assess a product's sustainability >](#)



Transparency RoHS/REACH

Well-being performance

Reach Free Of Svhc

Toxic Heavy Metal Free

Mercury Free

Rohs Exemption Information Yes

Certifications & Standards

Reach Regulation

[REACH Declaration](#)

Eu Rohs Directive

Compliant

[EU RoHS Declaration](#)

China Rohs Regulation

[China RoHS declaration](#)

Pro-active China RoHS declaration (out of China RoHS legal scope)

Environmental Disclosure

[Product Environmental Profile](#)

Weee

The product must be disposed on European Union markets following specific waste collection and never end up in rubbish bins

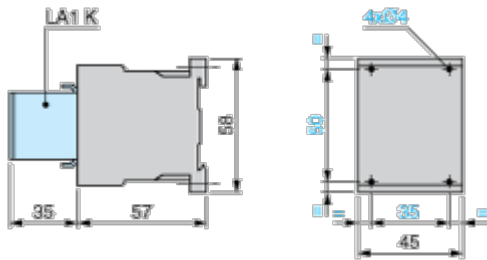
Circularity Profile

[End of Life Information](#)

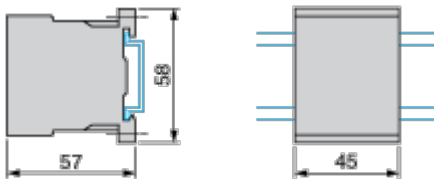
Dimensions Drawings

Dimensions

Contactors LC1 K, LP1 K, LP4 K: Mounting on Panel



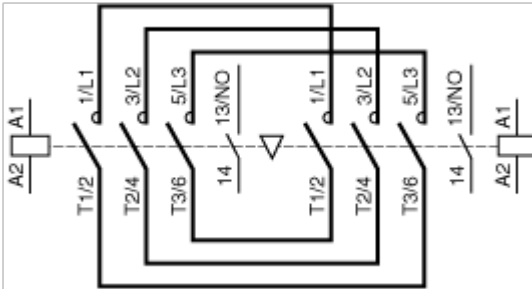
Contactors LC1 K, LP1 K, LP4 K: Mounting on Rail AM1 DP200 or AM1 DE200 (35 mm)



Connections and Schema

Wiring

3-Pole Reversing Contactors with Screw Clamp Connections: 3P + N/O



3-Pole Reversing Contactors with Screw Clamp Connections: 3P + N/C

