

# Product datasheet

Specifications



Harmony. Universal plug-in relay.  
10 A. 2 CO. with LED. with  
lockable test button. 24 V AC

RUMC22B7

**Price: 267.83 ZAR**

## Main

Range Of Product	Harmony Electromechanical Relays
Series Name	Universal
Product Or Component Type	Plug-in relay
Device Short Name	RUM
Contacts Type And Composition	2 C/O
[Uc] Control Circuit Voltage	24 V AC 50/60 Hz
[Ithe] Conventional Enclosed Thermal Current	10 A at -40...55 °C
Status Led	With
Control Type	Lockable test button
Utilisation Coefficient	20 %

## Complementary

Shape Of Pin	Cylindrical
[Uj] Rated Insulation Voltage	250 V conforming to IEC 300 V conforming to CSA 300 V conforming to UL
[Uimp] Rated Impulse Withstand Voltage	4 kV (1.2/50 µs)
Contacts Material	AgNi
[Ie] Rated Operational Current	10 A at 277 V AC conforming to UL 10 A at 30 V DC conforming to UL 10 A at 30 V DC conforming to CSA 5 A at 250 V AC (NC) conforming to IEC 5 A at 28 V DC (NC) conforming to IEC 10 A at 250 V AC (NO) conforming to IEC 10 A at 28 V DC (NO) conforming to IEC 10 A at 277 V AC conforming to CSA
Maximum Switching Voltage	250 V conforming to IEC
Resistive Rated Load	10 A at 250 V AC 10 A at 28 V DC
Maximum Switching Capacity	2500 VA/280 W
Minimum Switching Capacity	170 mW at 10 mA, 17 V
Operating Rate	<= 18000 cycles/hour no-load <= 1200 cycles/hour under load
Mechanical Durability	5000000 cycles
Electrical Durability	100000 cycles for resistive load
Average Coil Consumption In Va	3 at 60 Hz

Excluding VAT and subject to change. Please check with your local distributor through "Where to buy"

<b>Drop-Out Voltage Threshold</b>	>= 0.15 Uc AC
<b>Operate Time</b>	20 ms at nominal voltage
<b>Release Time</b>	20 ms at nominal voltage
<b>Average Coil Resistance</b>	72 Ohm at 20 °C +/- 15 %
<b>Rated Operational Voltage Limits</b>	19.2...26.4 V AC
<b>Protection Category</b>	RT I
<b>Test Levels</b>	Level A group mounting
<b>Safety Reliability Data</b>	B10d = 100000
<b>Operating Position</b>	Any position
<b>Net Weight</b>	0.086 kg
<b>Device Presentation</b>	Complete product

## Environment

<b>Dielectric Strength</b>	1500 V AC between contacts with micro disconnection 2500 V AC between coil and contact with reinforced 2000 V AC between poles with basic
<b>Product Certifications</b>	CSA EAC UL
<b>Standards</b>	UL 508 CSA C22.2 No 14 IEC 61810-1
<b>Ambient Air Temperature For Storage</b>	-40...85 °C
<b>Ambient Air Temperature For Operation</b>	-40...55 °C
<b>Vibration Resistance</b>	3 gn, amplitude = +/- 1 mm (f = 10...150 Hz)5 cycles in operation 4 gn, amplitude = +/- 1 mm (f = 10...150 Hz)5 cycles not operating
<b>Ip Degree Of Protection</b>	IP40
<b>Shock Resistance</b>	10 gn (duration = 11 ms) for in operation conforming to IEC 60068-2-27 10 gn (duration = 11 ms) for not operating conforming to IEC 60068-2-27
<b>Pollution Degree</b>	3

## Packing Units

<b>Unit Type Of Package 1</b>	PCE
<b>Number Of Units In Package 1</b>	1
<b>Package 1 Height</b>	3.7 cm
<b>Package 1 Width</b>	3.8 cm
<b>Package 1 Length</b>	7.2 cm
<b>Package 1 Weight</b>	95.0 g
<b>Unit Type Of Package 2</b>	BB1
<b>Number Of Units In Package 2</b>	10
<b>Package 2 Height</b>	4.0 cm
<b>Package 2 Width</b>	14.6 cm
<b>Package 2 Length</b>	20.0 cm
<b>Package 2 Weight</b>	931.0 g
<b>Unit Type Of Package 3</b>	S02

<b>Number Of Units In Package 3</b>	60
<b>Package 3 Height</b>	15.0 cm
<b>Package 3 Width</b>	30.0 cm
<b>Package 3 Length</b>	40.0 cm
<b>Package 3 Weight</b>	6.066 kg

## Sustainability

**Green Premium™ label** is Schneider Electric's commitment to delivering products with best-in-class environmental performance. Green Premium promises compliance with the latest regulations, transparency on environmental impacts, as well as circular and low-CO<sub>2</sub> products.

**Guide to assessing product sustainability** is a white paper that clarifies global eco-label standards and how to interpret environmental declarations.

[Learn more about Green Premium >](#)

[Guide to assess a product's sustainability >](#)



Transparency RoHS/REACH

## Well-being performance

Reach Free Of Svhc

Rohs Exemption Information Yes

## Certifications & Standards

Reach Regulation [REACH Declaration](#)

Eu Rohs Directive Pro-active compliance (Product out of EU RoHS legal scope)  
[EU RoHS Declaration](#)

China Rohs Regulation [China RoHS declaration](#)

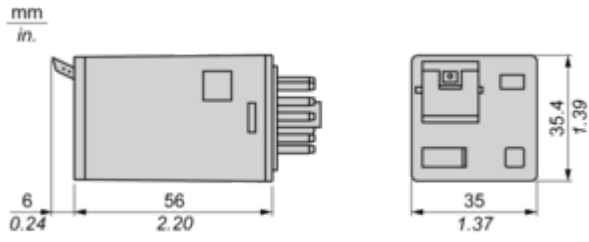
Environmental Disclosure [Product Environmental Profile](#)

Circularity Profile No need of specific recycling operations

Dimensions Drawings

Dimensions

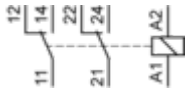
---



Connections and Schema

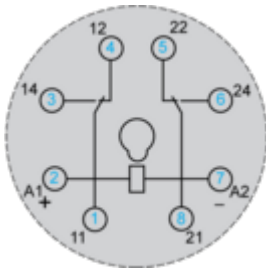
Wiring Diagram

---



Wiring Diagram

---



Symbols shown in blue correspond to Nema marking.

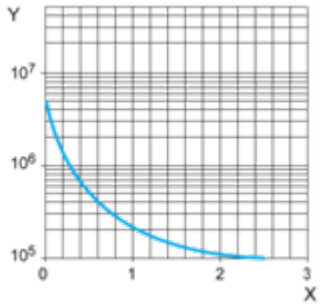
Performance Curves

**Electrical Durability of Contacts**

---

**Durability (inductive load) = durability (resistive load) x reduction coefficient.**

Resistive AC load



X Switching capacity (kVA)

Y Durability (Number of operating cycles)

Reduction coefficient for inductive AC load (depending on power factor  $\cos \phi$ )



Y Reduction coefficient (A)

Maximum switching capacity on resistive DC load



X Voltage DC

Y Current DC

**Note :** These are typical curves, actual durability depends on load, environment, duty cycle, etc.