

# Product datasheet

Specifications



Harmony. Interface plug-in relay.  
10 A. 1 CO. with LED. with  
lockable test button. 48 V DC

RXG12ED

**Price: 155.83 ZAR**

## Main

Range Of Product	Harmony Electromechanical Relays
Series Name	Interface relay
Product Or Component Type	Plug-in relay
Device Short Name	RXG
Contacts Type And Composition	1 C/O
[Ithe] Conventional Enclosed Thermal Current	10 A at -40...55 °C
Local Signalling	Flag

## Complementary

Status Led	With
[Ie] Rated Operational Current	10 A at 30 V (DC) conforming to UL 10 A at 30 V (DC) conforming to IEC 10 A at 250 V (AC) conforming to IEC 10 A at 250 V (AC) conforming to UL
Electrical Durability	100000 cycles for NO resistive load at 55 °C 100000 cycles for NC resistive load at 55 °C
Coil Resistance	4400 Ohm +/- 10 %
Shock Resistance	20 gn in operation 100 gn not in operation
Mounting Position	Any position
[Uc] Control Circuit Voltage	48 V DC
Colour Of Cover	Standard
Drop-Out Voltage Threshold	$\geq 0.1 U_c$ DC
Load Current	10 A at 250 V AC
Minimum Switching Capacity	500 mW at 100 mA, 5 V DC
Maximum Switching Capacity	2500 VA
Control Type	Lockable test button
Torque Value	0.8 N.m
Contact Resistance	100 mOhm
Insulation Resistance	1000 MOhm at 500 V DC
Electrical Insulation Class	Class F
Mechanical Durability	10000000 cycles
Safety Reliability Data	B10d = 100000

Excluding VAT and subject to change. Please check with your local distributor through "Where to buy"

<b>Operating Time</b>	20 ms
<b>Reset Time</b>	20 ms
<b>Overvoltage Category</b>	III
<b>Maximum Switching Voltage</b>	250 V AC 30 V DC
<b>Protection Category</b>	RT I
<b>Operating Rate</b>	<= 1800 cycles/hour under load <= 18000 cycles/hour no-load
<b>Pollution Degree</b>	2
<b>Utilisation Coefficient</b>	20 %
<b>[UI] Rated Insulation Voltage</b>	250 V conforming to IEC 300 V conforming to CSA 300 V conforming to UL
<b>Dielectric Strength</b>	1000 V AC between contacts with micro disconnection 5000 V AC between coil and contact with reinforced insulation
<b>Test Levels</b>	Level A group mounting
<b>Device Presentation</b>	Complete product
<b>Contacts Material</b>	Silver alloy (AgSnO2In2O3)
<b>Net Weight</b>	0.02 kg

## Environment

<b>Standards</b>	CSA C22.2 No 14 IEC 61810-1 UL 508
<b>Product Certifications</b>	CSA CE EAC UL DNV-GL
<b>Ambient Air Temperature For Storage</b>	-40...85 °C
<b>Ambient Air Temperature For Operation</b>	-40...70 °C
<b>Ip Degree Of Protection</b>	IP40
<b>Relative Humidity</b>	10...85 %
<b>Vibration Resistance</b>	3 gn, amplitude = +/- 0.75 mm (f = 10...150 Hz)in operation 5 gn, amplitude = +/- 0.75 mm (f = 10...150 Hz)not in operation

## Packing Units

<b>Unit Type Of Package 1</b>	PCE
<b>Number Of Units In Package 1</b>	1
<b>Package 1 Height</b>	3.45 cm
<b>Package 1 Width</b>	9.25 cm
<b>Package 1 Length</b>	8.6 cm
<b>Package 1 Weight</b>	228 g

## Sustainability

**Green Premium™ label** is Schneider Electric's commitment to delivering products with best-in-class environmental performance. Green Premium promises compliance with the latest regulations, transparency on environmental impacts, as well as circular and low-CO<sub>2</sub> products.

**Guide to assessing product sustainability** is a white paper that clarifies global eco-label standards and how to interpret environmental declarations.

[Learn more about Green Premium >](#)

[Guide to assess a product's sustainability >](#)



Transparency RoHS/REACH

## Well-being performance

✓ Reach Free Of Svhc

---

✓ Toxic Heavy Metal Free

---

✓ Mercury Free

---

✓ Rohs Exemption Information Yes

---

## Certifications & Standards

**Reach Regulation** [REACH Declaration](#)

---

**Eu Rohs Directive** Pro-active compliance (Product out of EU RoHS legal scope)  
[EU RoHS Declaration](#)

---

**China Rohs Regulation** [China RoHS declaration](#)

---

**Environmental Disclosure** [Product Environmental Profile](#)

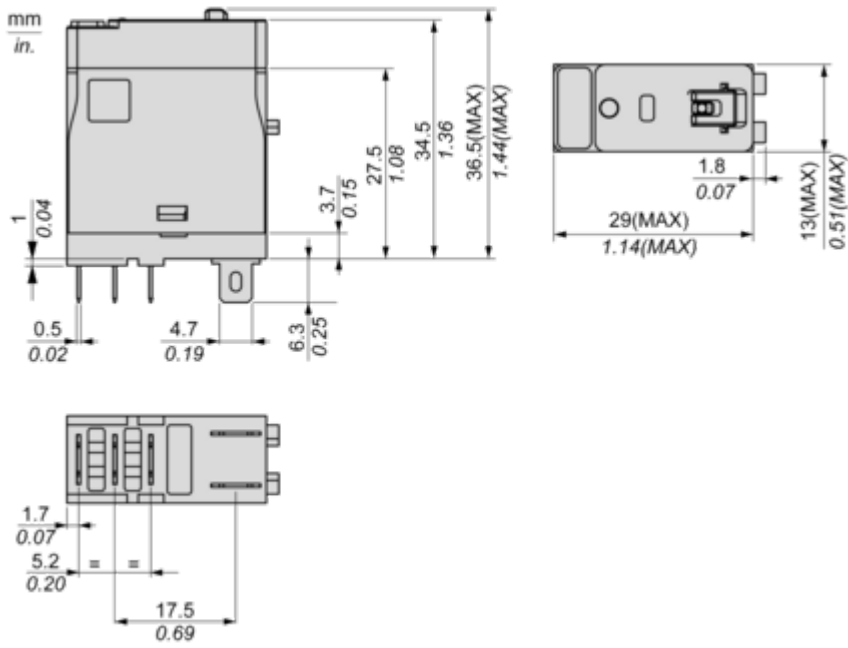
---

**Circularity Profile** No need of specific recycling operations

---

Dimensions Drawings

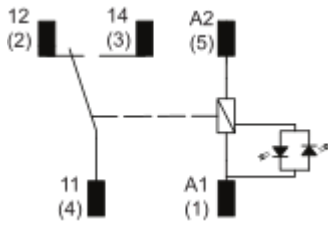
Dimensions



Connections and Schema

Wiring Diagram

---

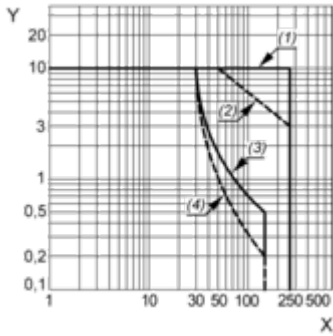


Performance Curves

Performance Curves

---

Maximum Switching Capacity



X : Switching voltage (V)

Y : Switching current (A)

(1) AC Resistive Load

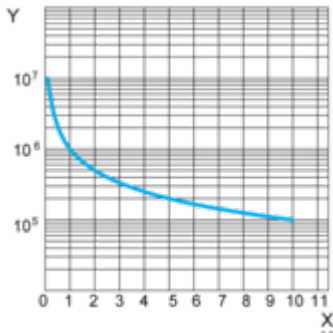
(2) AC Inductive Load  $\cos(\phi)=0.4$

(3) DC Resistive Load

(4) DC Inductive Load (L/R=7ms)

Life Expectancy

Resistive Load

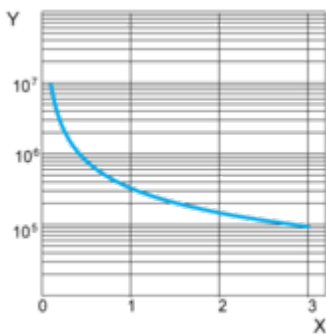


X : Contact Current (A)

Y : Operating Cycle Number

Life Expectancy

Inductive Load



X : Contact Current (A)

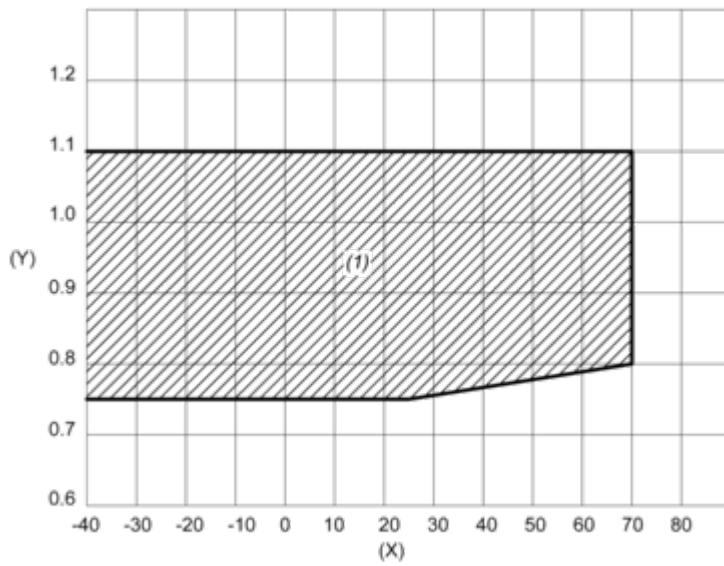
Y : Operating Cycle Number

**NOTE:** These are typical curves, actual durability depends on load, environment, duty cycle, etc.

Coil Operating Range

---

DC Coil Operating Range VS Ambient Temperature



X : Ambient temperature (°C)

Y : Coil voltage (U/Uc)

(1) Permitted operating range area