

Product datasheet

Specifications



Harmony. Interface plug-in relay pre-assembled. 5 A. 2 CO. with LED. with lockable test button. with protection circuit. 24 V DC

RXG22BDPV

Price: 326.34 ZAR

Main

Range Of Product	Harmony Electromechanical Relays
Series Name	Interface relay
Product Or Component Type	Pre-assembled plug-in relay with socket
Device Short Name	RXG
Contacts Type And Composition	2 C/O
[I _{th}] Conventional Enclosed Thermal Current	5 A

Complementary

Status Led	With
[I _e] Rated Operational Current	5 A at 30 V (DC) conforming to UL 5 A at 30 V (DC) conforming to IEC 5 A at 250 V (AC) conforming to IEC 5 A at 250 V (AC) conforming to UL
Electrical Durability	100000 cycles resistive load
Coil Resistance	1100 Ohm +/- 10 %
Shock Resistance	20 gn in operation 100 gn not in operation
Mounting Position	Any position
Average Coil Consumption	0.53 W DC
[U _c] Control Circuit Voltage	24 V DC
Colour Of Cover	Transparent
Drop-Out Voltage Threshold	>= 0.1 U _c DC
Load Current	5 A
Minimum Switching Capacity	50 mW at 10 mA, 5 V DC
Maximum Switching Capacity	1250 VA AC 150 W DC
Control Type	Lockable test button
Torque Value	0.8 N.m 0.79 N.m
Contact Resistance	100 mOhm
Insulation Resistance	1000 MOhm at 500 V DC
Electrical Insulation Class	Class F
Mechanical Durability	10000000 cycles

Excluding VAT and subject to change. Please check with your local distributor through "Where to buy"

Safety Reliability Data	B10d = 100000
Operating Time	20 ms
Reset Time	20 ms
Connections - Terminals	Connector, 1 x 0.25...1 x 2.5 mm ² (AWG 22...AWG 14) flexible with cable end Connector, 2 x 0.25...2 x 1 mm ² (AWG 22...AWG 17) flexible with cable end Connector, 1 x 0.5...1 x 2.5 mm ² (AWG 20...AWG 14) solid without cable end Connector, 2 x 0.5...2 x 1.5 mm ² (AWG 20...AWG 16) solid without cable end
Overvoltage Category	III
Maximum Switching Voltage	250 V
Protection Category	RT I
Operating Rate	<= 1800 cycles/hour under load <= 18000 cycles/hour no-load
Pollution Degree	2
Utilisation Coefficient	20 %
[UI] Rated Insulation Voltage	250 V conforming to IEC
Dielectric Strength	1000 V AC between contacts with micro disconnection 1300 V between terminals and base with basic insulation 3000 V between terminals and LTB area with basic insulation 3000 V AC between poles with basic insulation 5000 V AC between coil and contact with reinforced insulation
Test Levels	Level A group mounting
Device Presentation	Complete product
Contacts Material	Silver alloy (AgSnO ₂ In ₂ O ₃)
Net Weight	0.065 kg

Environment

Standards	IEC 61810-1 CSA C22.2 No 14 UL 508 IEC 61984
Product Certifications	CSA CE EAC UL DNV-GL
Ambient Air Temperature For Storage	-40...85 °C
Ambient Air Temperature For Operation	-40...70 °C
Ip Degree Of Protection	IP20
Relative Humidity	10...85 %
Vibration Resistance	3 gn, amplitude = +/- 1.5 mm (f = 10...150 Hz)in operation 5 gn, amplitude = +/- 1.5 mm (f = 10...150 Hz)not in operation

Packing Units

Unit Type Of Package 1	PCE
Number Of Units In Package 1	1
Package 1 Height	7.96 cm
Package 1 Width	1.56 cm
Package 1 Length	7.2 cm
Package 1 Weight	66 g

Unit Type Of Package 2	BB1
Number Of Units In Package 2	30
Package 2 Height	18 cm
Package 2 Width	9 cm
Package 2 Length	27 cm
Package 2 Weight	2.132 kg
Unit Type Of Package 3	S03
Number Of Units In Package 3	180
Package 3 Height	30 cm
Package 3 Width	30 cm
Package 3 Length	40 cm
Package 3 Weight	13.342 kg

Contractual warranty

Warranty	18 months
-----------------	-----------

Sustainability

Green Premium™ label is Schneider Electric's commitment to delivering products with best-in-class environmental performance. Green Premium promises compliance with the latest regulations, transparency on environmental impacts, as well as circular and low-CO₂ products.

Guide to assessing product sustainability is a white paper that clarifies global eco-label standards and how to interpret environmental declarations.

[Learn more about Green Premium >](#)

[Guide to assess a product's sustainability >](#)



Transparency

Well-being performance

✓ Toxic Heavy Metal Free

✓ Mercury Free

✓ Rohs Exemption Information Yes

Eu Rohs Directive Pro-active compliance (Product out of EU RoHS legal scope)
[EU RoHS Declaration](#)

China Rohs Regulation [China RoHS declaration](#)

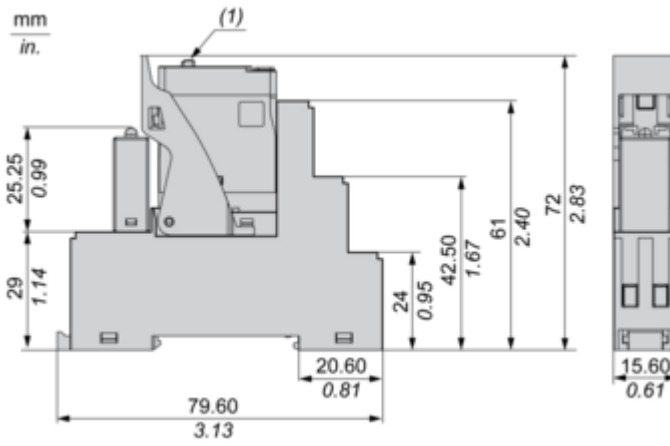
Environmental Disclosure [Product Environmental Profile](#)

Weee The product must be disposed on European Union markets following specific waste collection and never end up in rubbish bins

Circularity Profile No need of specific recycling operations

Dimensions Drawings

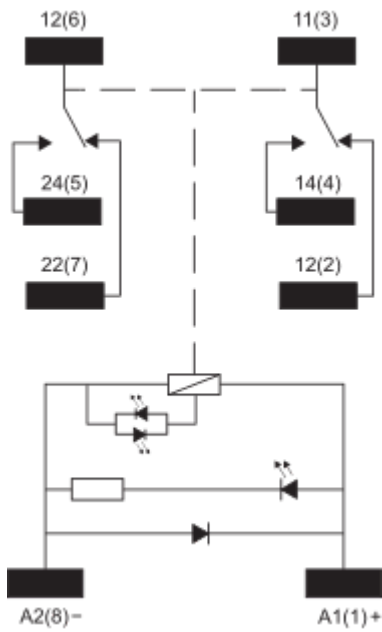
Dimensions



(1) Push button (if any)

Connections and Schema

Wiring Diagram

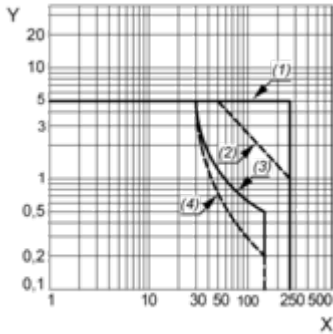


NOTE: For DC input , A1 have to be + , otherwise it would short circuit from protection module

Performance Curves

Performance Curves

Maximum Switching Capacity



X : Switching voltage (V)

Y : Switching current (A)

(1) AC Resistive Load

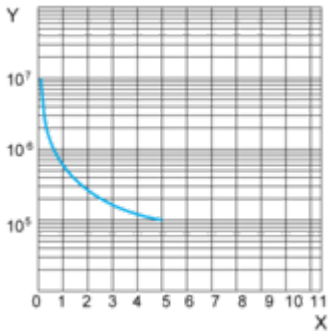
(2) AC Inductive Load $\cos(\phi)=0.4$

(3) DC Resistive Load

(4) DC Inductive Load ($L/R=7\text{ms}$)

Life Expectancy

Resistive Load

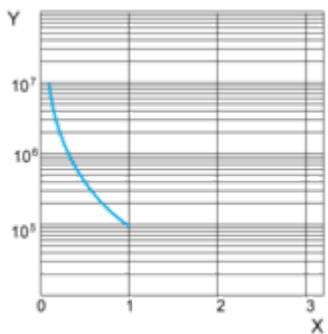


X : Contact Current (A)

Y : Operating Cycle Number

Life Expectancy

Inductive Load



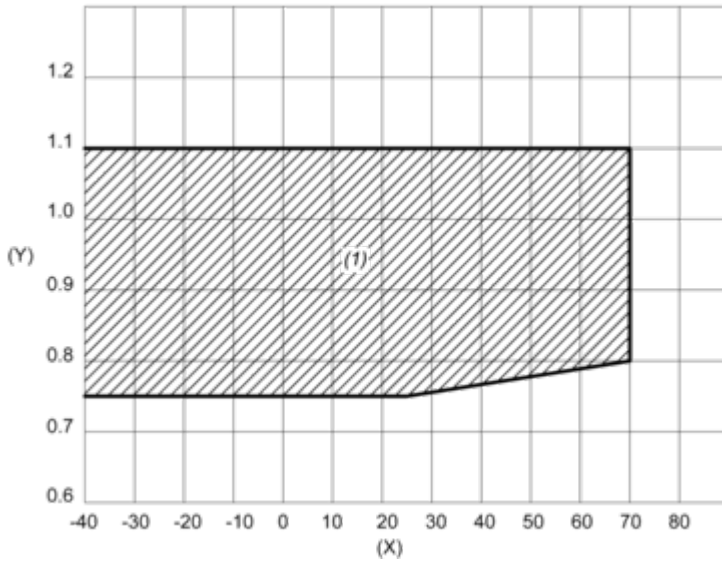
X : Contact Current (A)

Y : Operating Cycle Number

NOTE: These are typical curves, actual durability depends on load, environment, duty cycle, etc.

Coil Operating Range

DC Coil Operating Range VS Ambient Temperature



X : Ambient temperature (°C)

Y : Coil voltage (U/Uc)

(1) Permitted operating range area