Product datasheet

Specifications



braking resistor - 10 ohms - 1.1 kW - IP20

VW3A7734

Price: 12,217.93 ZAR

Main

Range Compatibility	Altivar Process ATV900 Altivar Machine ATV320 Altivar Machine ATV340
Product Or Component Type	Braking resistor
Ohmic Value	10 Ohm
[Ue] Rated Operational Voltage	24 V DC 250 V AC

Complementary

Product Compatibility	Variable speed drive ATV930 wall mount 37 kW 380...480 V light cycle Variable speed drive ATV930 wall mount 45 kW 380...480 V light cycle Variable speed drive ATV930 wall mount 11 kW 200...240 V light cycle Variable speed drive ATV950 wall mount 37 kW 380...480 V light cycle Variable speed drive ATV950 wall mount 45 kW 380...480 V light cycle Variable speed drive ATV930 wall mount 11 kW 200...240 V medium cycle Variable speed drive ATV340 30 kW 380...480 V light cycle Variable speed drive ATV340 37 kW 380...480 V light cycle Variable speed drive ATV320 7.5 kW 200...240 V Variable speed drive ATV930 45 kW 500...690 V light cycle Variable speed drive ATV930 55 kW 500...690 V light cycle Variable speed drive ATV930 60 hp 600 V light cycle Variable speed drive ATV930 75 hp 600 V light cycle
Duty Cycle	Light cycle (heavy duty) <0.8 s braking with 150 % braking torque for a 40 s cycle Light cycle (normal duty) <0.8 s braking with 120 % braking torque for a 40 s cycle Medium cycle (normal duty) <4 s braking with 135 % braking torque for a 40 s cycle Medium cycle (heavy duty) <4 s braking with 165 % braking torque for a 40 s cycle
Average Power Available	0.96 kW at 50 °C
Electrical Connection	terminal, connection capacity: <= 35 mm² / AWG 3 for drive terminal, connection capacity: <= 4 mm² / AWG 10 for temperature control switch
Protection Type	Thermal protection via drive or temperature control switch at 120 °C
Width	190 mm
Height	640 mm
Depth	180 mm
Net Weight	4.3 kg

Environment

Ip Degree Of Protection	IP20
Ambient Air Temperature For Storage	-25…70 °C
Ambient Air Temperature For Operation	0…50 °C

Packing Units

Excluding VAT and subject to change. Please check with your local distributor through "Where to buy"

Disclaimer: This documentation is not intended as a substitute for and is not to be used for determining suitability or reliability of these products for specific user applications

Unit Type Of Package 1	PCE
Number Of Units In Package 1	1
Package 1 Height	25.500 cm
Package 1 Width	20.000 cm
Package 1 Length	65.000 cm
Package 1 Weight	5.095 kg
Unit Type Of Package 2	P06
Number Of Units In Package 2	6
Package 2 Height	75.000 cm
Package 2 Width	60.000 cm
Package 2 Length	80.000 cm
Package 2 Weight	39.070 kg

Sustainability

Green Premium™ label is Schneider Electric's commitment to delivering products with best-in-class environmental performance. Green Premium promises compliance with the latest regulations, transparency on environmental impacts, as well as circular and low-CO_2 products.

Guide to assessing product sustainability is a white paper that clarifies global eco-label standards and how to interpret environmental declarations.

Learn more about Green Premium >

Guide to assess a product's sustainability >

Well-being performance

Reach Free Of Svhc	
Toxic Heavy Metal Free	
Mercury Free	
Rohs Exemption Information	Yes

Reach Regulation	REACh Declaration
Eu Rohs Directive	Pro-active compliance (Product out of EU RoHS legal scope) EU RoHS Declaration
China Rohs Regulation	China RoHS declaration

Dimensions Drawings

Dimensions

Right Side and Front View

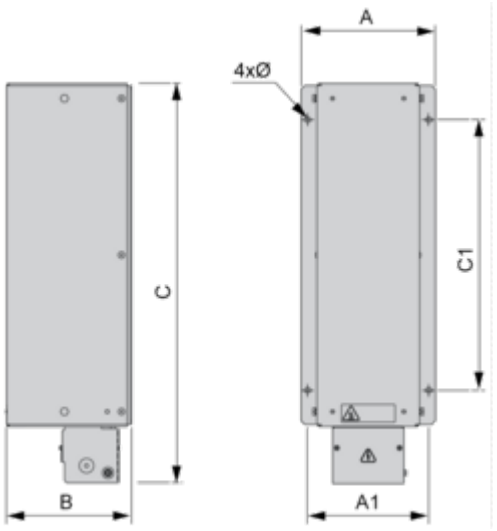

Dimensions in mm

A	B	C	A1	C1	∅
190	180	640	170	380	6.6 x 9

Dimensions in in.

A	B	C	A1	C1	∅
7.48	7.09	25.20	6.69	14.96	0.26 x 0.35

Mounting and Clearance

Mounting and Clearance



(1) Braking resistor

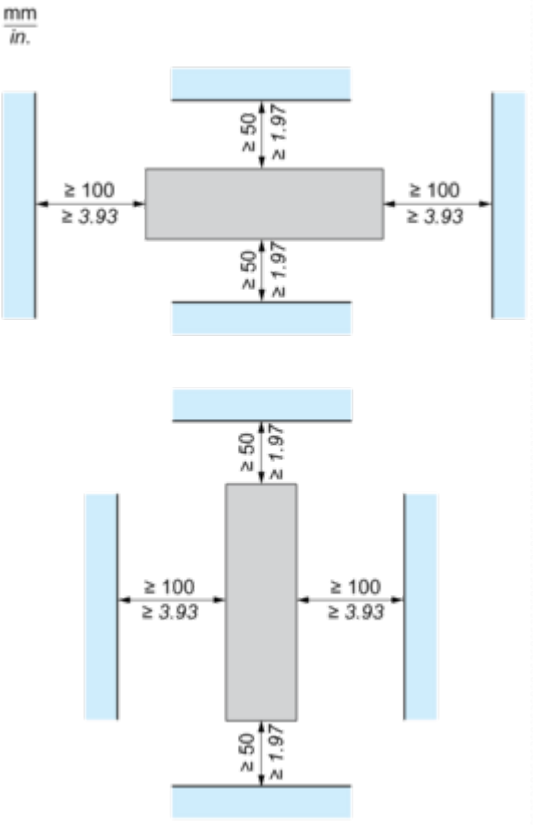

Connections and Schema

Recommended Schema

1 Braking Resistor

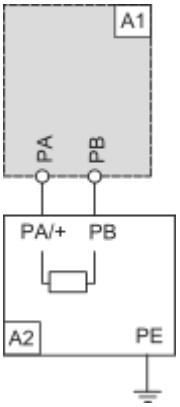

A1 : Drive or external braking unit
A2 : Braking resistor
PA, PB : Bus DC

2 Braking Resistors

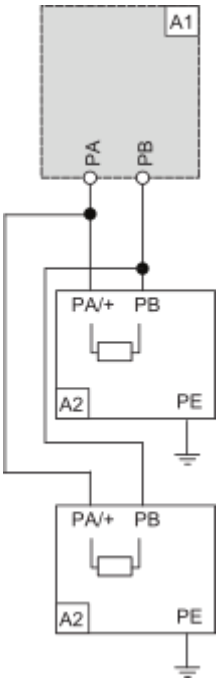

A1 : Drive or external braking unit
A2 : Braking resistor
PA, PB : Bus DC